



ALCOHOL, DRUG ADDICTION AND MENTAL HEALTH SERVICES BOARD OF CUYAHOGA COUNTY

Summary of the Faith-Based Prevention and Treatment Programs
Supported by the ADAMHS Board of Cuyahoga County

Faith-Based Programs Performance Outcomes 2023 1-2 Quarter Report

The table below shows the counts of the actual number of clients served in the first and second quarter of 2023 and the projected/expected client counts for the year 2023, for faith-based programs/providers funded by the ADAMHS Board of Cuyahoga County.

Provider	# Individuals Served Q1	# New Individuals Served Q2	# Individuals Served YTD	Expected Annual Total
99 Treasures	149	30	179	200
Galilean Theological Center	48	0	48	40
It's Not a Moment, It's a Movement (Faith Leaders and Individuals)	64	83	147	50
Naaleh Cleveland	32	0	32	40
NAMI Greater Cleveland -Education & Awareness Program	24	17	41	140
NAMI Greater Cleveland - Mental Health First Aid	17	0	17	30
OhioGuidestone	32	7	39	115
Trinity Outreach Ministries – Another Chance of Ohio	137	50	187	170
Total	503	187	690	785

Other	# in Q1	# in Q2	# YTD	Expected Annual Total
It's Not a Moment, It's a Movement (Institutions)	14	7	21	25
It's Not a Moment, It's a Movement (Conversations)	2	1	3	12

Due to program differences and ages of program participants, several measurement instruments are used. The DESSA instrument is designed for school age children. The DARS instrument is designed for adults. Both the DESSA and the DARS require an assessment at the beginning of a program as well as at the end of the program so that a measure of improvement can be shown. The Mental Health First Aid (MHFA) and the Awareness and Education Programs use quizzes to confirm that program participants have substantial knowledge about the program area.

Additionally, It's Not a Moment, but a Movement initiates contacts that are captured as contacts with church institutions and group conversations that are not individual counts but counts reflected as instances of occurrence.

Faith-Based Programs Performance Outcomes 2023 1-2 Quarter Report

Program Outcome Type	# Individuals Served				
	Q1	Q2	Q3	Q4	Total
DESSA	251	248	0	0	499
DARS	99	89	0	0	188
MHFA	17	0	0	0	17
Awareness and Education (inc. INAMIAM FL & Ind.)	112	143	0	0	255
Total	479	480	0	0	959

Devereux Student Strengths Assessment (DESSA) Outcomes

Faith-based programming for children K through 12th grade is measured through the Devereux Student Strengths Assessment (DESSA) instrument by comparing a pre-assessment with a post-assessment. The DESSA web-based system is designed to help school and after-school program staff promote the healthy social-emotional development of all children. As there are differences between younger children and high school age children, two separate instruments have been developed for children in grades K – 8 and the high school grades. The DESSA is a thorough assessment of the following social-emotional competencies:

Self-awareness; Social-awareness; Self-management; Relationship skills; Goal-directed behavior; Personal responsibility; Decision-making skills and Optimistic thinking.

The scoring of the several competencies can be broken down into three categories:

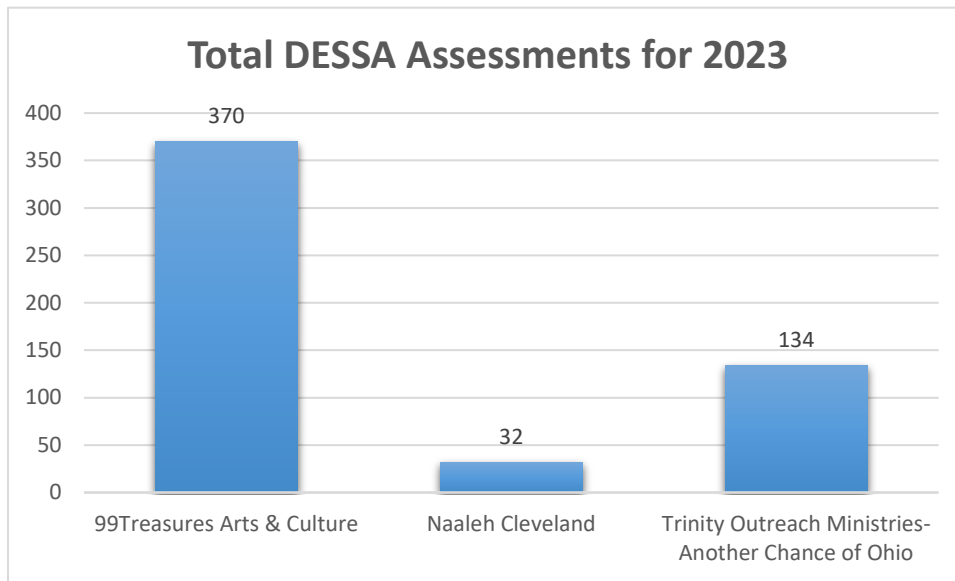
1. **“Strengths”** shows children doing well.
2. **“Typical”** shows positive behaviors for children.
3. **“Need for Instruction”** to further develop social and emotional skills.

Presently, the Board is receiving results of the DESSA MINI instrument that screens across the eight social-emotional competencies to identify generally whether children are in need for further social-emotional instruction. The expectation is that the programs provided by the faith-based service providers using the instrument will show growth in social-emotional maturity, which may be attributed to their programs. The following charts show a breakdown of various measures collected from DESSA including numbers of DESSA submitted, numbers of clients having both the pre-assessment DESSA and the post-program DESSA assessment, and changes from pre- to post-assessments.

Faith-Based Programs Performance Outcomes 2023 1-2 Quarter Report

DESSA Submissions

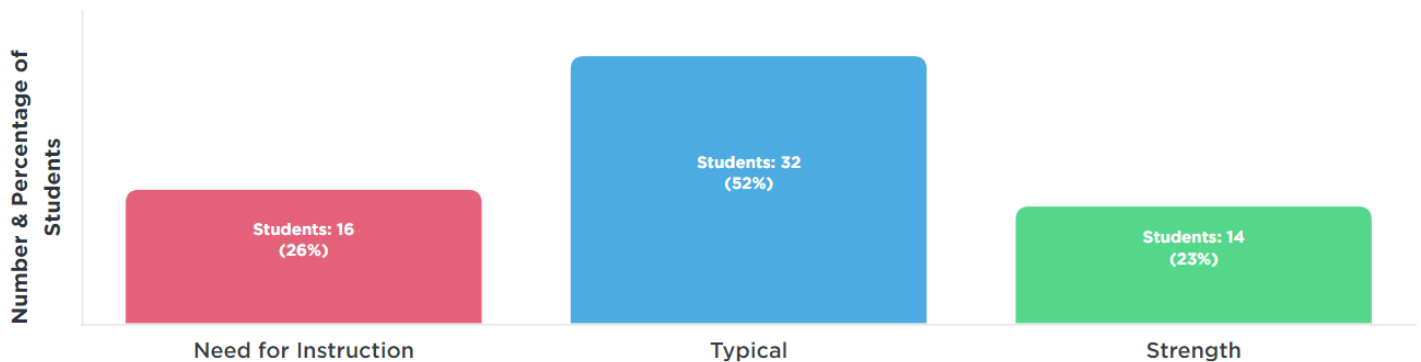
The chart below shows the number of clients who began services at each of the providers that planned to use the DESSA social emotional learning instrument.



DESSA Pre/Post Submissions

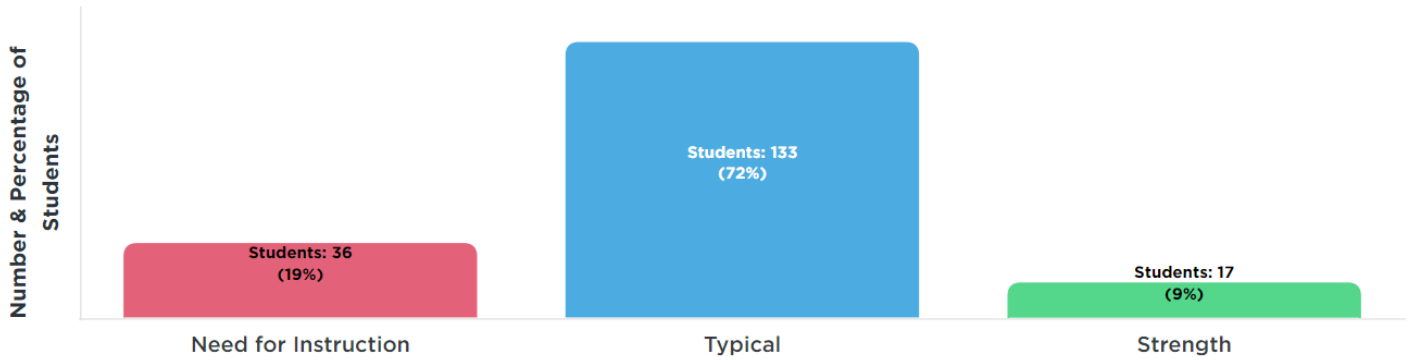
The following includes counts of children who completed both preliminary and post assessments in a program for both the K through 8 grades and high school grades combined.

Pre-Assessments:



Faith-Based Programs Performance Outcomes 2023 1-2 Quarter Report

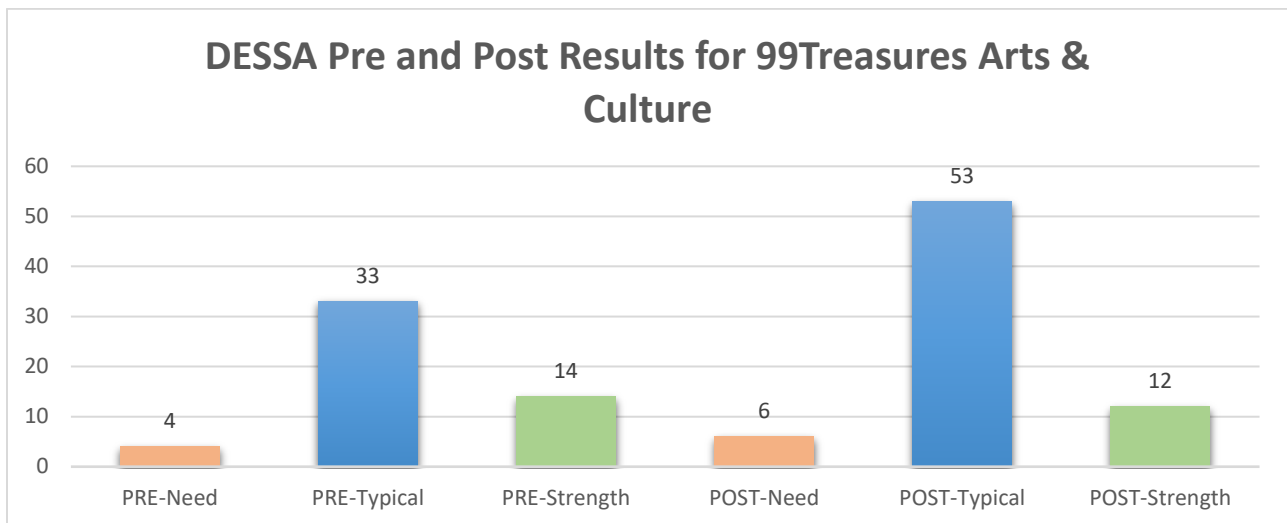
Post-Assessments:



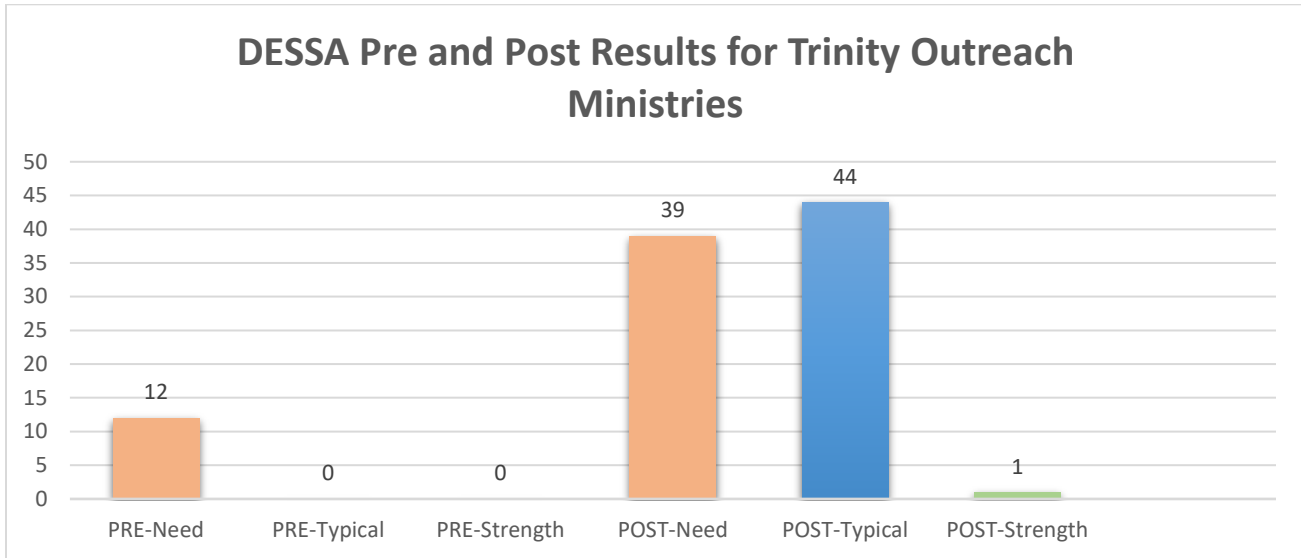
For those children who had both a pre-assessment and a post-assessment, the charts above show the number of children in each of the three learning categories (Need of Instruction, Typical, and Strengths) at both assessment times. The large increase of students in the Post-Assessment cohort is because the DESSA ratings windows are based around the normal school year, so many post-assessments occur in the graduation season of May and June.

DESSA Individual Agency Outcomes

The following charts show counts for the pre- and post-assessments separately for each provider. As of the end of the 2nd Quarter 2023, only 99Treasures and Trinity Outreach Ministries have recorded both pre and post assessments.



Faith-Based Programs Performance Outcomes 2023 1-2 Quarter Report

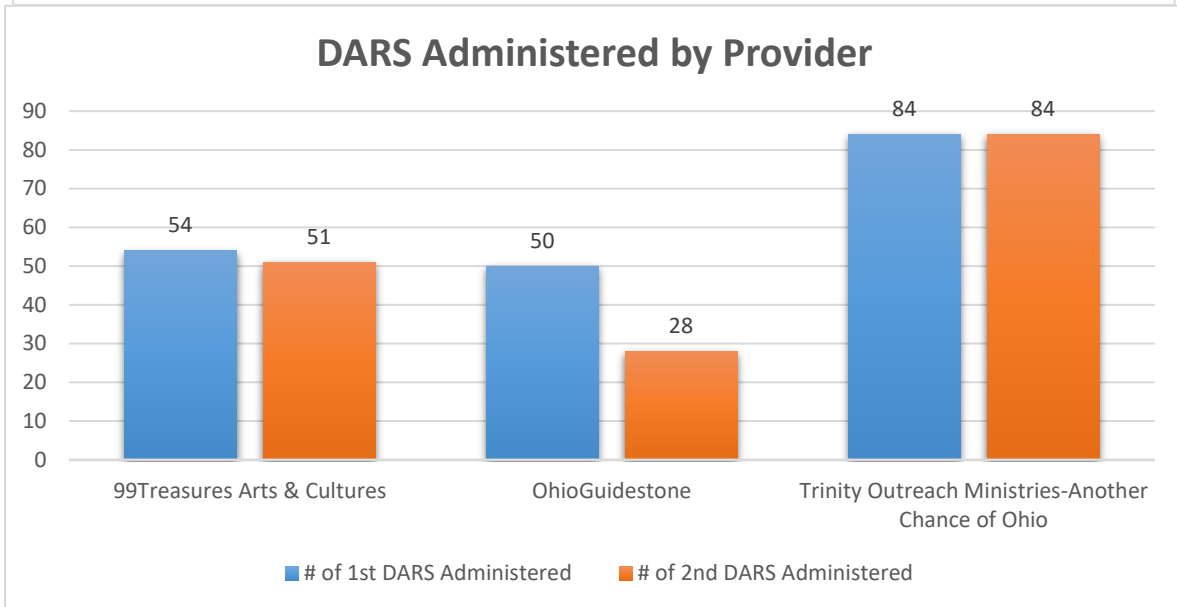
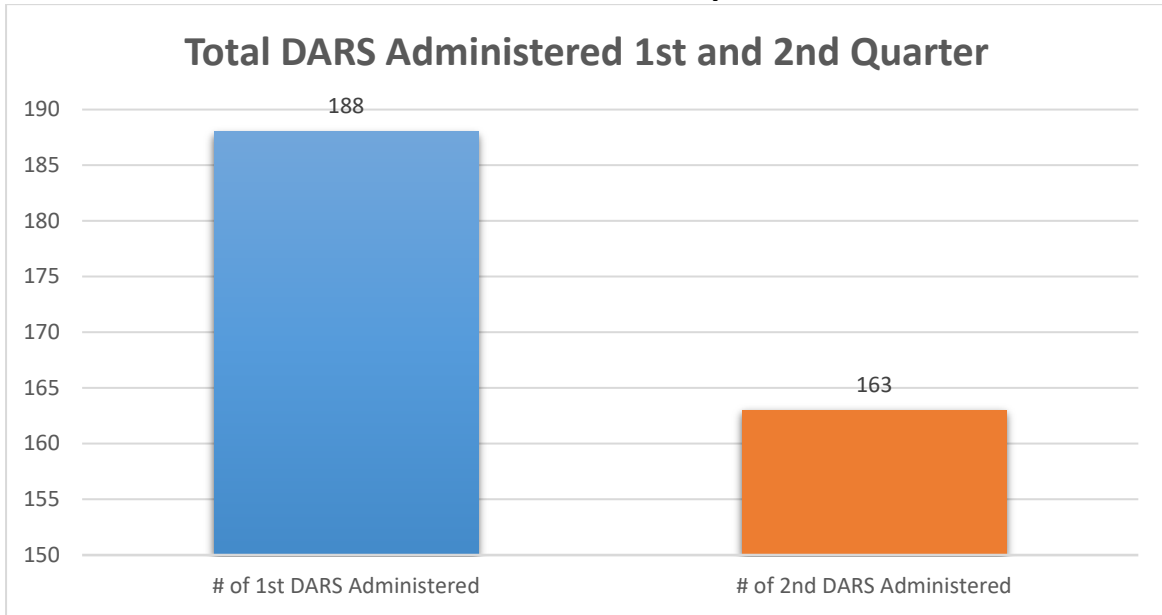


Devereux Adult Resilience Survey (DARS) Outcomes

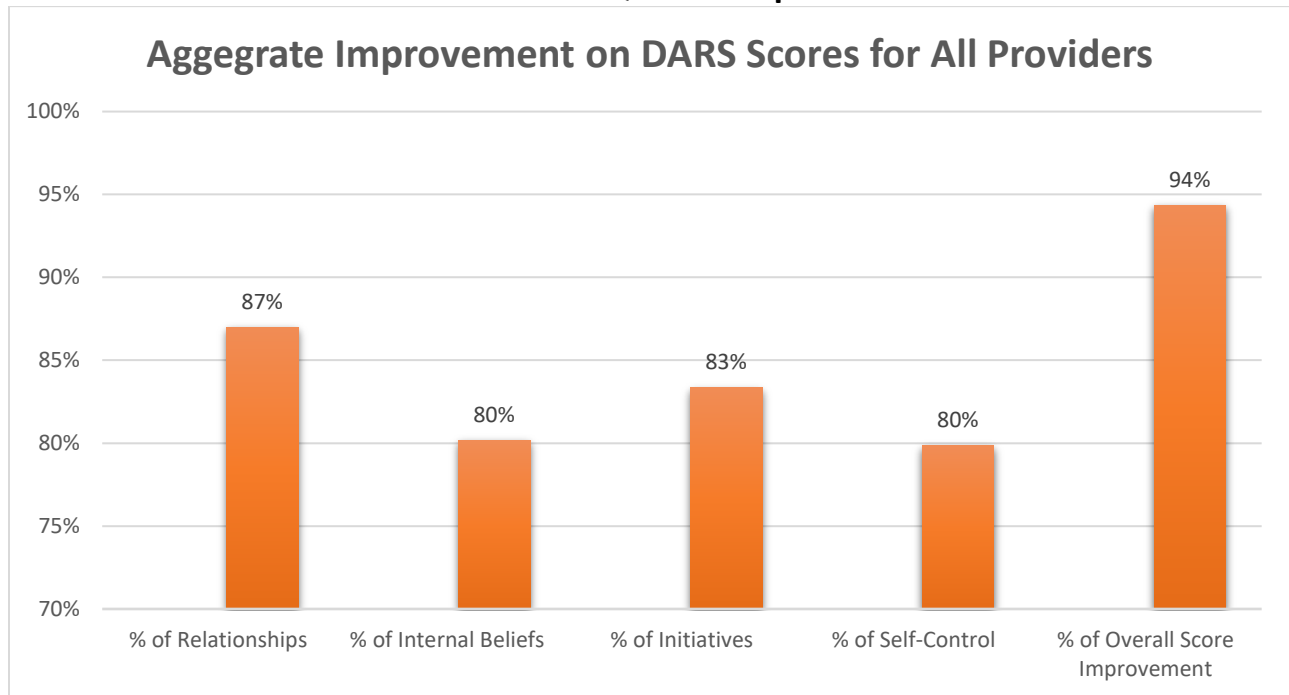
The faith-based program for adults demonstrates resiliency measured as Always (A), Sometimes (S), or Not Yet (N) through the Devereux Adult Resilience Survey (DARS) instrument that promotes self-awareness regarding personal strengths to enhance creativity and the ability to set limits to cope with adversity and stress measured through the following areas:

- Will gain knowledge to develop healthy relationships.
- Will learn skills to increase self-worth to enhance internal beliefs and values.
- Will learn strategies to develop/enhance self-motivation to increase independence.
- Will learn how to self-regulate and control without the use of substances and negative influences.

Faith-Based Programs Performance Outcomes 2023 1-2 Quarter Report



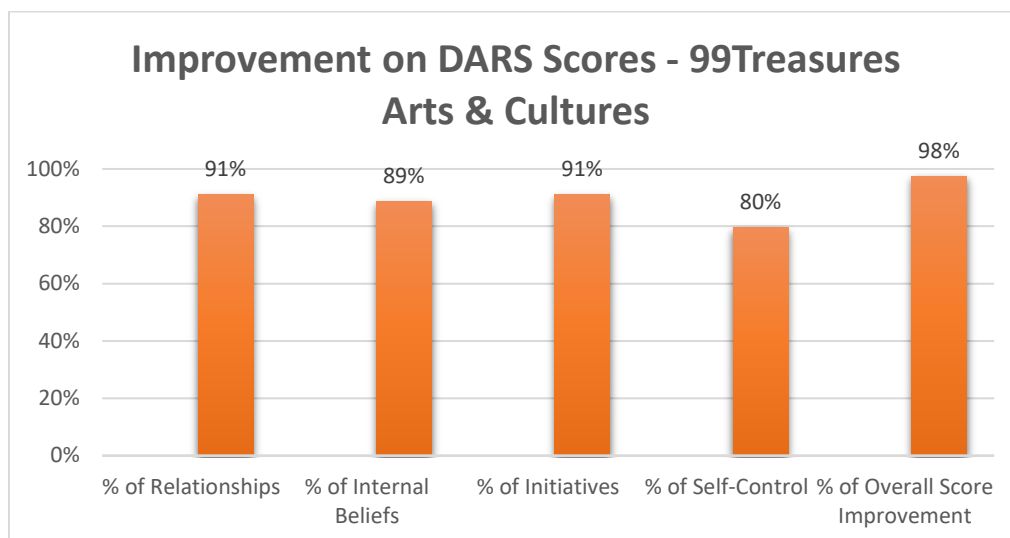
Faith-Based Programs Performance Outcomes 2023 1-2 Quarter Report



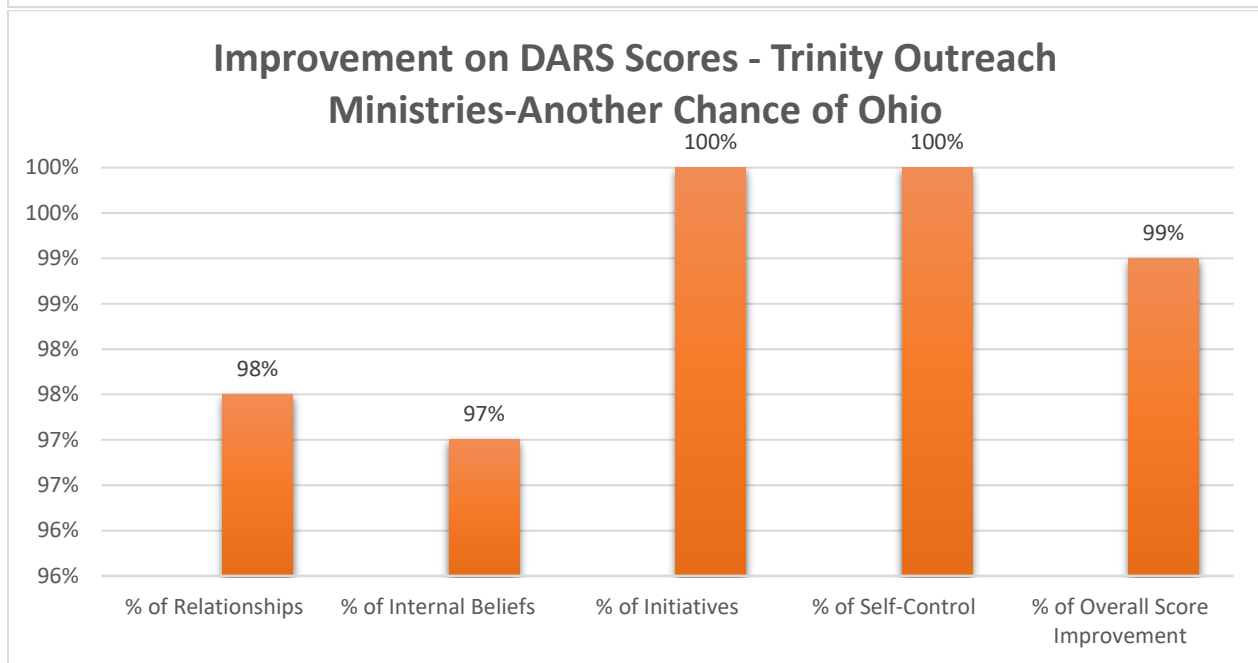
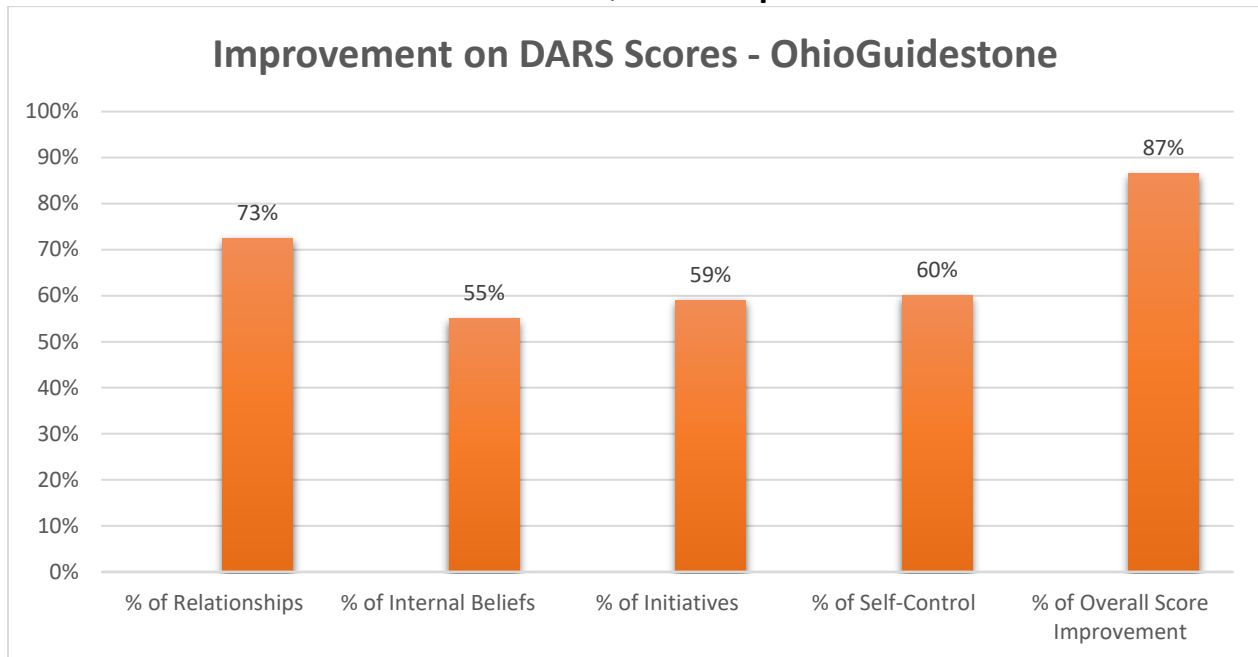
During the first and second quarters of 2023 188 individuals for the first time, and 163 individuals for a second time. This allowed for the analysis of outcomes from this tool. Overall, 94% of clients assessed at Board providers improved in at least one aspect of the DARS assessment (in comparison to their first assessment). Further, 87% improved in relationship scores, 83% improved in initiative scores, and 80% improved in internal belief and self-control scores.

DARS Individual Agency Outcomes

The following charts show the percentage of improvement among clients assessed using the DARS tool (versus their first assessment) broken down by those agencies making use of the tool.



Faith-Based Programs Performance Outcomes 2023 1-2 Quarter Report



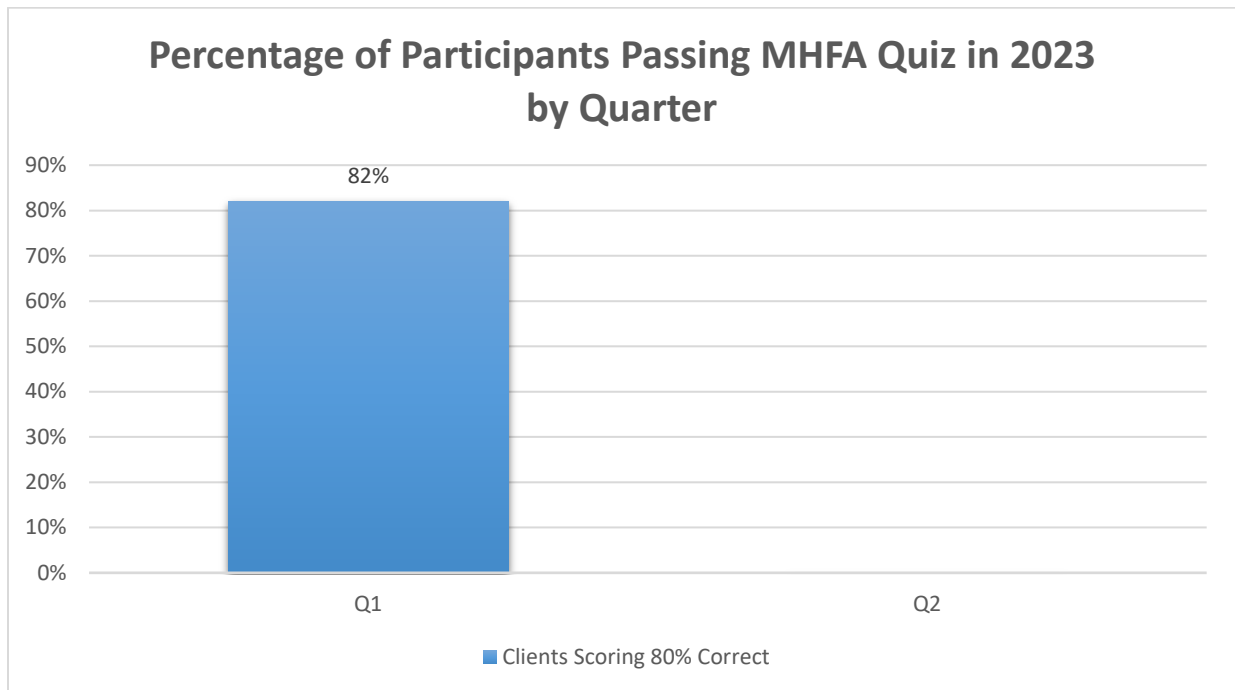
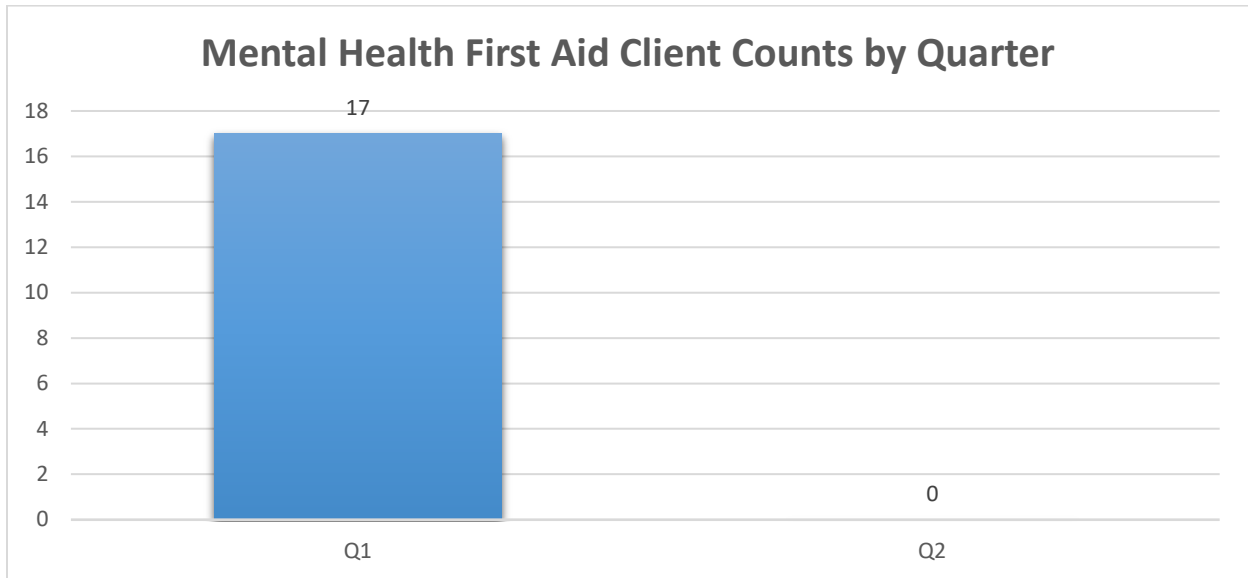
Mental Health First Aid Individual Agency Outcomes

Mental Health First Aid is designed to teach individuals how to spot the signs and symptoms of mental illness and provide help on a first aid basis. Individuals who are participating in a Mental Health First Aid training provided by a faith-based program provider are expected to successfully complete the course evaluation/quiz and score at least 80% based on the following topics:

- Helpful Things to Say

Faith-Based Programs Performance Outcomes 2023 1-2 Quarter Report

- Myths and Facts: Suicide and Self-Injury
- Suicidal Thoughts and Behaviors
- Panic Attacks
- Traumatic Events
- Auditory Hallucinations
- Psychosis
- Substance Use Disorders

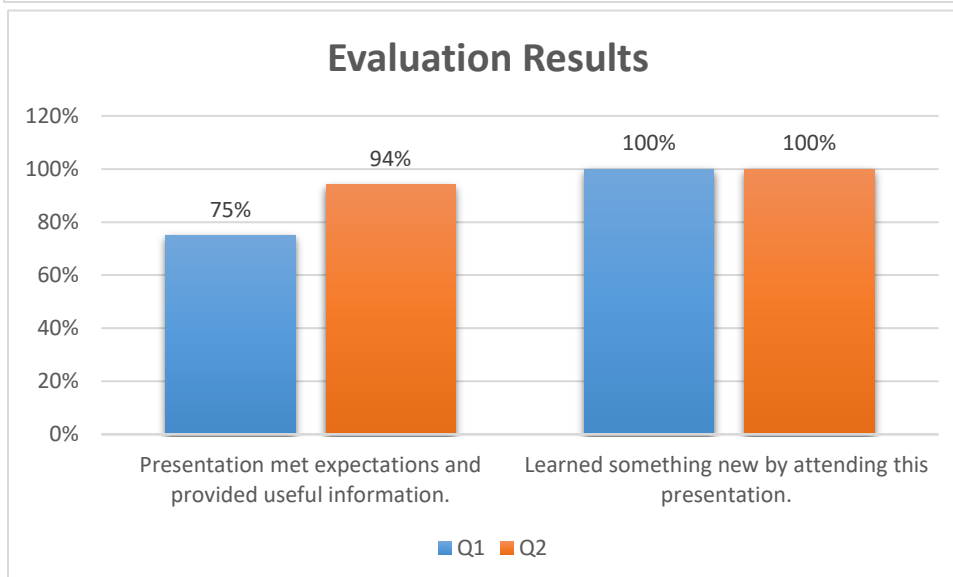
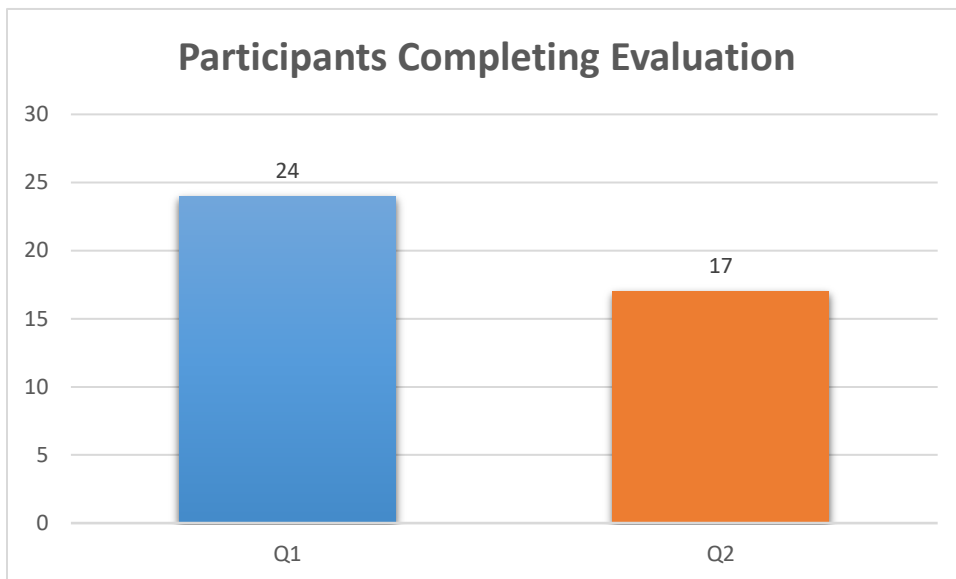


Faith-Based Programs Performance Outcomes

2023 1-2 Quarter Report

Education and Awareness Outcomes

- Galilean Theological Center – Providing Education and Awareness Training for Latinx Pastors.
 - A three-component training program, the first component of the training program began on April 15, with the second component ending on October 28. The third component was held from June 3 to June 24.
 - Of the initial **52** who registered for the training, **43** individuals have completed components one and three and are continuing component two training.
- NAMI Cleveland provides mental health education and support within faith-based communities for individuals with mental illness and their families. Clients are asked to complete a small survey at the end of the education presentations that gives feedback on how the participants felt about the presentation.



Faith-Based Programs Performance Outcomes 2023 1-2 Quarter Report

It's Not a Moment, It's a Movement (New Program) Outcomes

- It's Not a Moment, It's a Movement - Providing Education and Awareness Training for Pastors and providing guidance in the development of mental health ministries.
- Goals include increasing of behavioral health services and/or referrals, mental health ministries among local institutions, mental health education/counseling sessions, the amount of mental health conversations, and the completion of a conference intended to develop opportunities for faith leaders and behavioral health professionals to improve system access and mental health outcomes.

It's Not a Moment, It's a Movement		# of Institutions	% Increase in Service Provided
1) Behavioral Health Services and/or Referrals	Q1	3 (2 BH Prof/Referrals)	100%
	Q2	7 (3 BH Prof/Referrals)	100%
	Q3		
	Q4		
			# of Institutions
2) Mental Health Ministries	Q1	8 (17 Participants)	100%
	Q2	14 (34 Participants)	91%
	Q3		
	Q4		
			# of Institutions
3) Mental Health Education and/or Counseling Sessions	Q1	3 (3 Faith Leaders)	100%
	Q2	40 (40 Faith Leaders)	64%
	Q3		
	Q4		
			# of Conversations
4) Conversations	Q1	2 (44 Participants)	100%
	Q2	1 (83 Participants)	100%
	Q3		
	Q4		
			Conversation Completed?
5) Conference Participation	1 Conference	Y (Completed in May)	2/45